

# Removing your Academic Hold

Each year, the College of Engineering will place an academic advising hold on a student's account that will prevent them from modifying their course schedule if the hold is not removed before the effective date. Students may get their academic hold removed by **a)** submitting a 3-quarter plan via OASIS **OR b)** meeting with a major advisor during an [advanced appointment](#).

## Submitting an Academic Plan

**Step 1:** Log into: <https://oasis.ucdavis.edu/>

**Step 2:** Navigate to Forms & Petitions

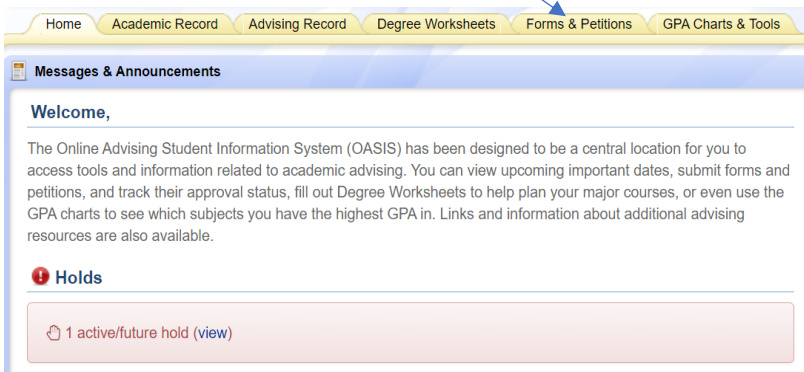
**Step 3:** Click "Submit a New Form" → "Academic Plan"

**Step 4:** Complete your academic plan for the next 3-quarters using [MyDegree](#), and/or your major worksheets for [EMEC/EASE](#).

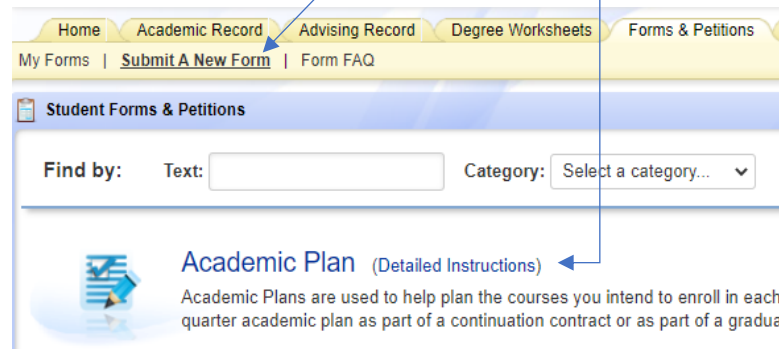
- Name the 3-quarter plan the same as your hold (EX: Engr-Advising Hold-Fall (EF) and (Year) – Found on your OASIS Portal

**Step 5:** Click "Submit To..." Mechanical/Aerospace so it can be reviewed by the department advisor.

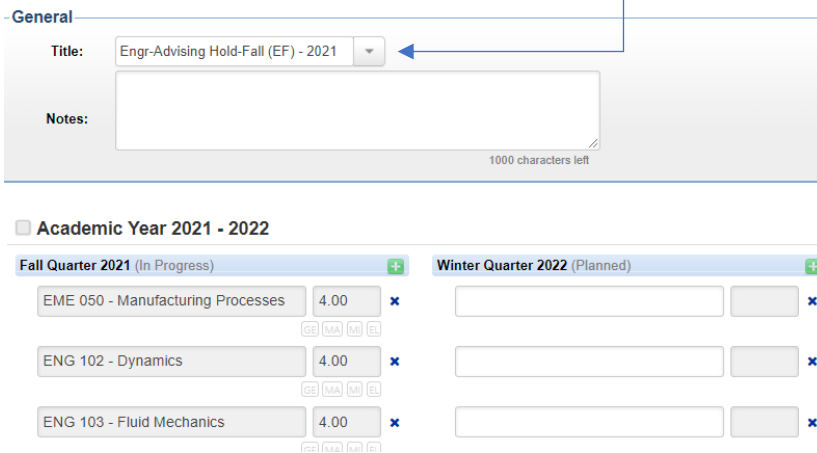
Steps 1 & 2:



Step 3:



Step 4: Complete at least 3 qtrs and name plan appropriately



Step 5: Submit plan to either Mechanical or Aerospace

